

LR261

NSWERS EVALUATION OF UNFUNDED TUITION AND FEE WAIVERS

insights.nswers.org/evaluations/lr261-2025



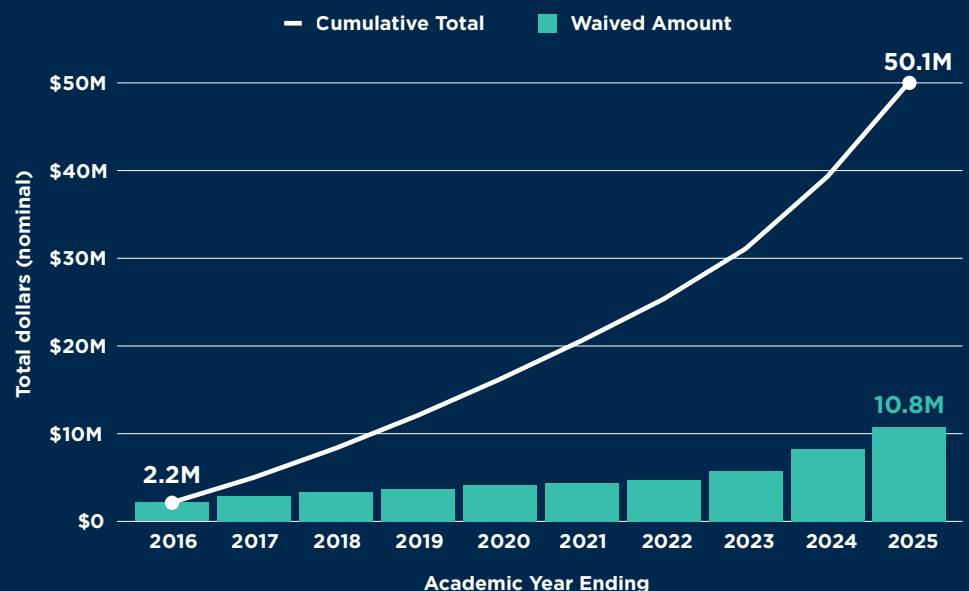
\$50.1 MILLION

The amount Nebraska's public institutions spent on tuition and fee waivers distributed to

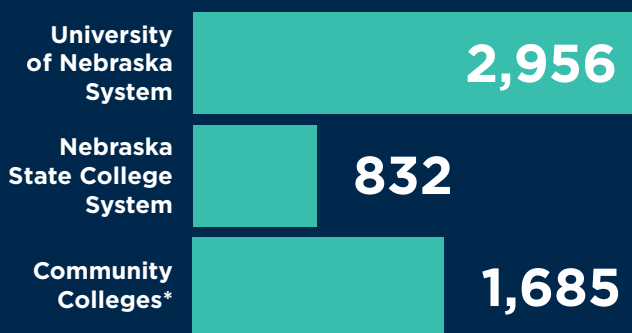
5,153 STUDENTS

over ten years.

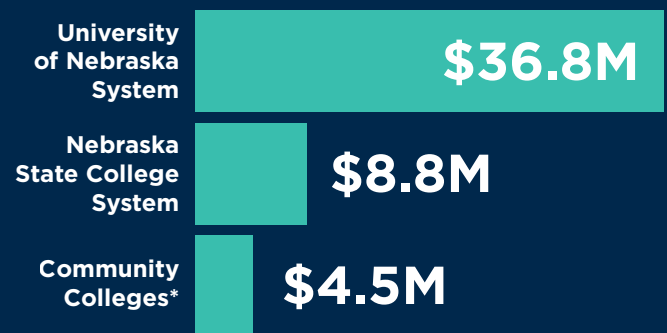
TOTAL WAIVED AMOUNTS AND CUMULATIVE TOTAL SINCE 2015-16 ACADEMIC YEAR



DISTINCT WAIVER RECIPIENTS BY SYSTEM ACADEMIC YEARS 2015-16 THROUGH 2024-25



TOTAL WAIVED AMOUNTS BY SYSTEM ACADEMIC YEARS 2015-16 THROUGH 2024-25



This analysis utilizes integrated administrative data from the Nebraska Statewide Workforce & Educational Reporting System (NSWERS) data system, which includes records from public K12 schools, public postsecondary institutions, and workforce records for those students via the Nebraska Department of Labor. This report was enabled by supplemental data submissions by postsecondary institutions on tuition and fee waiver recipients, terms, quantities of fee waivers, and the statutory basis for the waiver. Each institution reported waivers applied from academic years between 2015-16 through 2024-25. No inflation adjustment for waived dollars was applied for this analysis. These provisional results are based on certified NSWERS data as of October 24, 2025. The provisional results may change due to data resubmissions by NSWERS Partners and/or Affiliates. For updated results, please contact support@nswers.org.

*Central Community College elected not to participate in this analysis.





15%

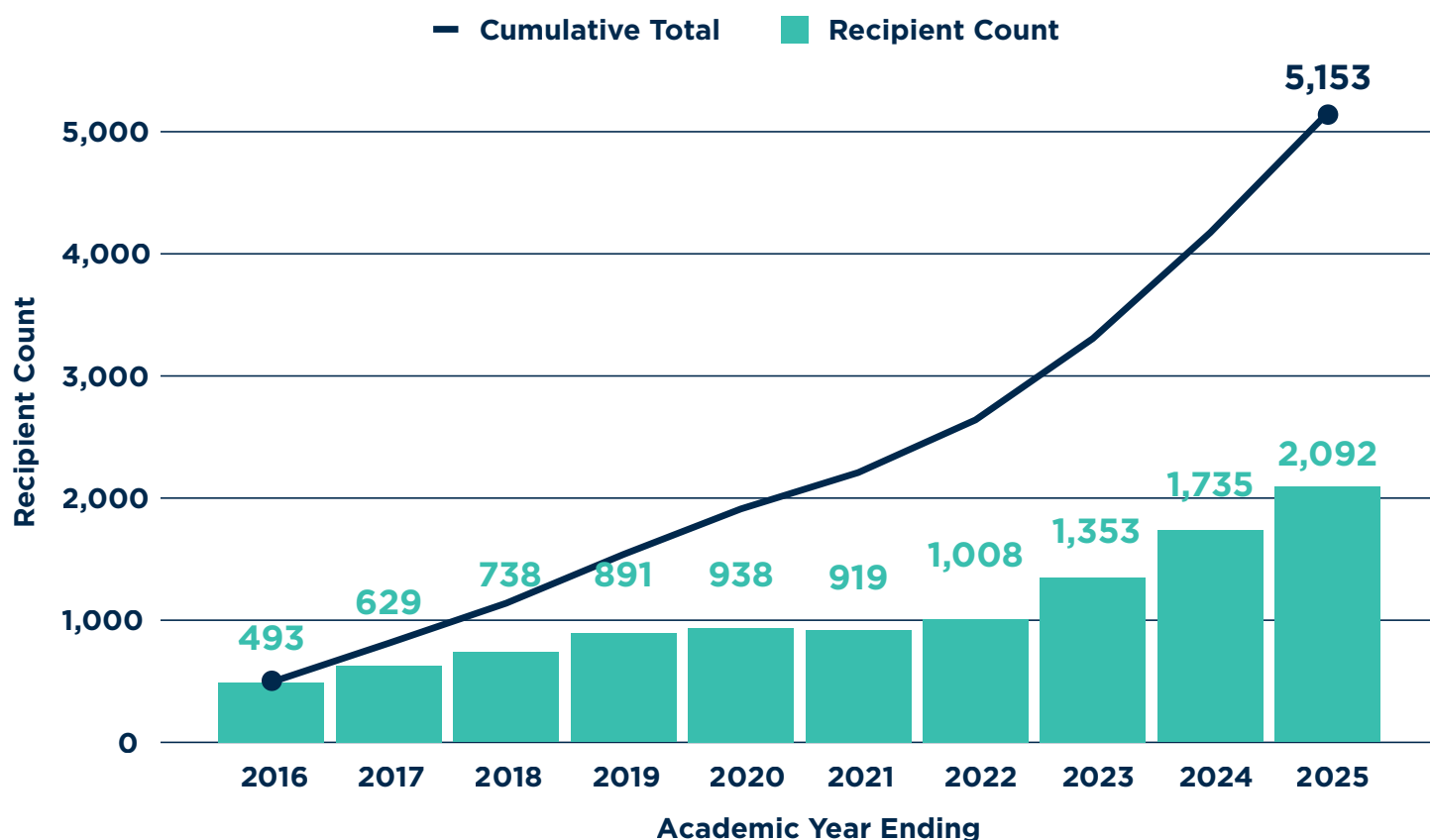
of dependent waiver recipients are estimated to be **NET NEW** college students.



85%

of dependent waiver recipients are predicted to have **ENROLLED IN COLLEGE EVEN WITHOUT A WAIVER.**[†]

DISTINCT RECIPIENT COUNTS AND CUMULATIVE TOTAL SINCE 2015-16 ACADEMIC YEAR



[†]Based on students' pre-college profiles. These estimates only include dependent waiver recipients that attended a Nebraska public high school. Predictions were based on models using high school academic performance, attendance, and student demographics.